



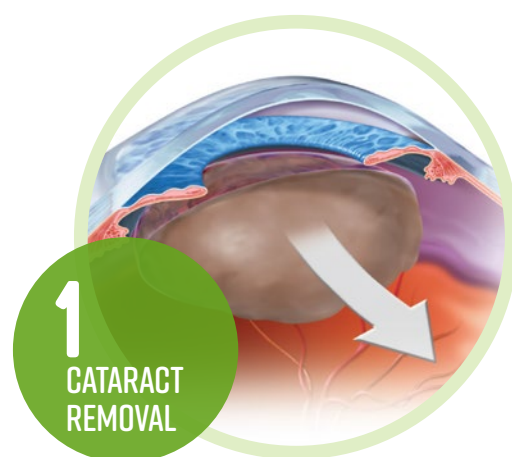
AcrySof® IQ PanOptix®  
TRIFOCAL IOL

BE A  
*PANOptimist*

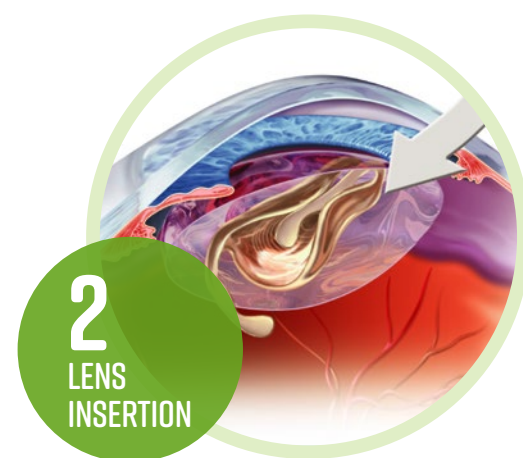
# SEIZE LIFE WITHOUT CATARACTS

## YOUR PROCEDURE

Cataracts happen to almost everyone. They cloud the natural lens of your eye, so your doctor must remove and replace the lens with a new, artificial one to help you see clearly.



Through a tiny incision, the surgeon removes your clouded lens.



The surgeon replaces your original lens with the **PanOptix®** Lens.




The **PanOptix®** Lens enhances your vision for clear, complete focus.

## YOUR VISION

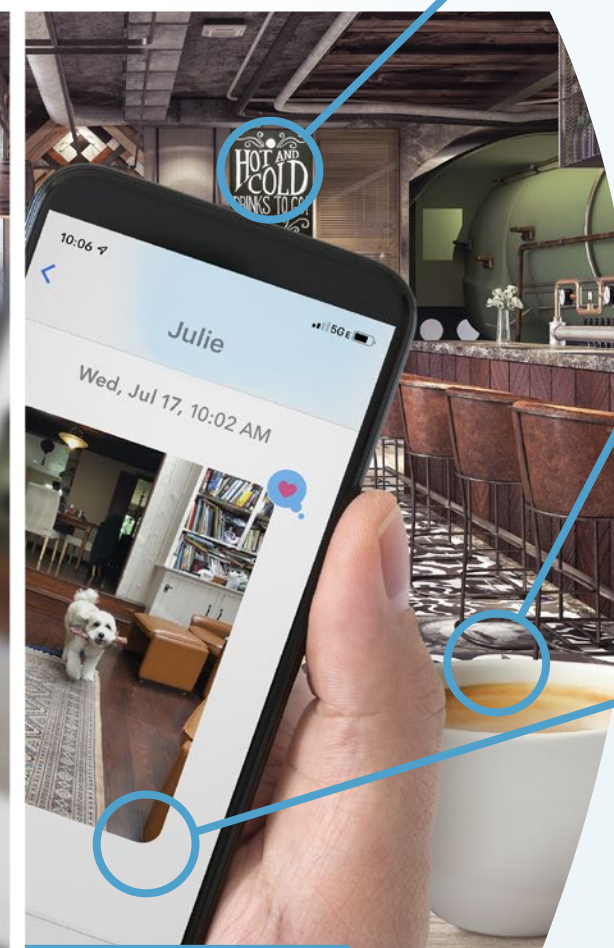
The lens you choose can play a big part in what you can see—and what you can do.



**CATARACTS**  
Cloudy



**MONOFOCAL LENS**  
Distance Only



**PANOPTIX® LENS**  
Distance and Details

People with the **PanOptix®** Lens **RELY LESS ON GLASSES.**<sup>1</sup>

### SEE FAR AWAY with clear *distance vision*

- Spot a familiar face
- Go see a show
- Drive a car
- Watch TV

### SEE AT ARM'S LENGTH with enhanced *intermediate vision*

- Use a computer
- Read a menu
- See the mirror

### SEE UP CLOSE with excellent *near vision*

- Read a book
- Take up crafting
- Use a cell phone

Refer to the Important Product Information on the back of this placemat.

ASK US IF THE **PANOPTIX®** LENS IS RIGHT FOR YOU  
FIND OUT MORE AT [CATARACTSURGERY.COM](http://CATARACTSURGERY.COM)

**Alcon**



## ACRYSOF® IQ PANOPTIX® FAMILY OF TRIFOCAL IOLs

### IMPORTANT PRODUCT INFORMATION

**CAUTION:** Restricted by law to sale by or on the order of a physician.

**DESCRIPTION:** The AcrySof® IQ PanOptix® Trifocal IOL is a type of multifocal IOL used to focus images clearly onto the back of your eye (retina) to allow clear vision after the cataract removal. In addition, the center of the AcrySof® IQ PanOptix® Trifocal IOL allows for better near (reading) vision and intermediate (computer work) vision versus what a monofocal lens would provide.

There is a chance that you still may need glasses for distance, intermediate, and/or near vision. You will get the full benefit of the AcrySof® IQ PanOptix® Trifocal IOL when it is placed in both eyes. Please discuss with your eye doctor whether this is the right IOL for you.

**POTENTIAL SIDE EFFECTS:** Due to the design of multifocal IOLs, there are some side effects that can be associated with the AcrySof® IQ PanOptix® Trifocal IOL models. These may be worse than with a monofocal IOL, including visual disturbances such as glare, rings around lights, starbursts (rays around light sources), and reduced contrast sensitivity (decrease in ability to distinguish objects from their background, especially in dim lighting). These side effects may make it more difficult to see while driving at night or completing tasks in low lighting conditions, such as at night or in fog or in a dimly lit room, after surgery as compared to before surgery.

Further, a toric IOL corrects astigmatism only when it is placed in the correct position in the eye. There is a possibility that the toric IOL could be placed incorrectly or could move within the eye. If the toric lens is not positioned correctly following surgery, the change in your astigmatism correction by the IOL, along with any necessary correction with glasses, may cause visual distortions. If the lens rotates in your eye, you may need additional surgery to reposition or replace the IOL.

**ATTENTION:** As with any surgical procedure, there are risks involved. Prior to surgery, ask your eye doctor to provide you with the Patient Information Brochure for the proposed AcrySof® IQ PanOptix® Trifocal IOL to be implanted. This document will further inform you of the risks and benefits associated with this IOL. Discuss any questions about possible risks and benefits with your eye doctor, as well as your medical condition and any eye disease you may have.

**Reference: 1.** Alcon data on file.

© 2019 Alcon Inc. 8/19 US-ACP-CEI-1900003